

RAZOR SHARP PERFORMANCE™

FOR DUNES, DESERT, AND WIDE-OPEN SPACES.

RANGER RZR S

ALL THE BENEFITS OF RZR IN A WIDER, LONG-TRAVEL, HIGH-OUTPUT (H.O.) PACKAGE

800 H.O. TWIN EFI WITH A 63-MPH (101.4 KPH) TOP SPEED

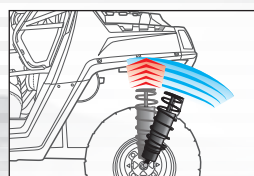


LONG-TRAVEL SUSPENSION WITH FOX PODIUM® X PIGGYBACK RESERVOIR SHOCKS
Industry-leading 12 inches (30.5 cm) of travel, compression- and preload-adjustable, to soak up those deep ruts and obstacles for a smooth, precision ride.

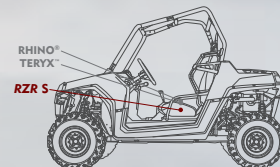


CUSTOM FEATURES STRAIGHT FROM THE FACTORY

- Maxxis® Bighorn® 26-inch (66 cm) tires on 12-inch (30.5 cm) aluminum rims.
- Distinctive, modified cage and fender flares.
- Automotive-quality 5-layer metallic paint with a decal-graphics package.



ROLLED INDEPENDENT REAR SUSPENSION (IRS)
Angled rearward for less squat during acceleration and a smoother ride, the Rolled IRS is one of the reasons the RZR S rules the industry in suspension travel.



LOWEST CENTER OF GRAVITY
Thanks to its patented engine-behind-the-seat design, RZR S delivers razor-sharp handling and performance.

MORE POLARIS® FEATURES

- 60-Inch (152.4 cm) Width
- Chrome Moly Front Upper A-Arms
- On-Demand True All-Wheel Drive (AWD)
- Certified Roll-Over Protective Structure (ROPS)
- Protective Side Nets

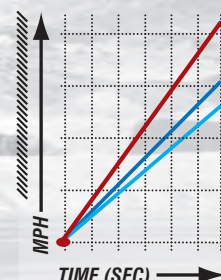


PEARL WHITE/
BLACK



COMPARE THE FACTS	RANGER RZR S	TERYX™* 750 FI	RHINO®* 700 FI
Top Speed (mph) [kph]	63 [101.4] ✓	46 [74]	39 [62.8]
Engine	800 H.O. EFI ✓	750 FI	700 FI
Weight (lbs.) [kg.]	1,000 [453.6] ✓	1,387 [629.1]	1,190 [539.8]
Acceleration From 0 to 35 mph (56.3 kph) (sec)	3.8 ✓	5.3	5.67
Suspension Travel (front/rear) (in.) [cm]	12/12 [30.5/30.5] ✓	7.5/7.5 [19.1/19.1]	7.3/7.3 [18.5/18.5]
Ground Clearance (in.) [cm]	12.5 [31.8] ✓	11.7 [29.7]	12.1 [30.7]

ACCELERATION



— RZR S
— TERYX™ 750
— RHINO® 700 FI



RANGER RZR S